



NORTH
BENNET ST.
SCHOOL

IN THE MAKING

with
Jamila Zahra Felton
of
The Beat of Blossoms

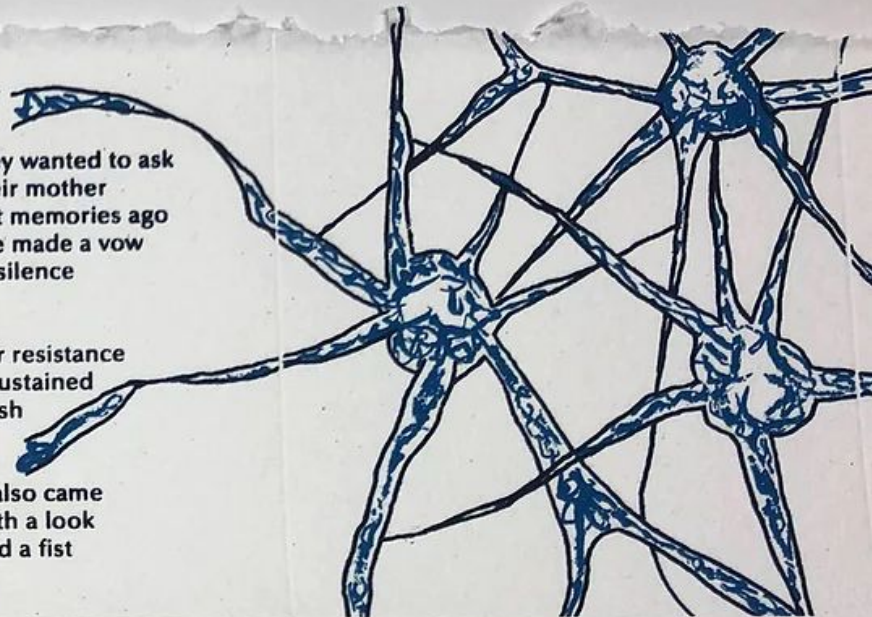
March 25, 2021



they wanted to ask
their mother
but memories ago
she made a vow
of silence

her resistance
a sustained
hush


it also came
with a look
and a fist








**when your
liberation
is my
liberation
is their
liberation
is ours**






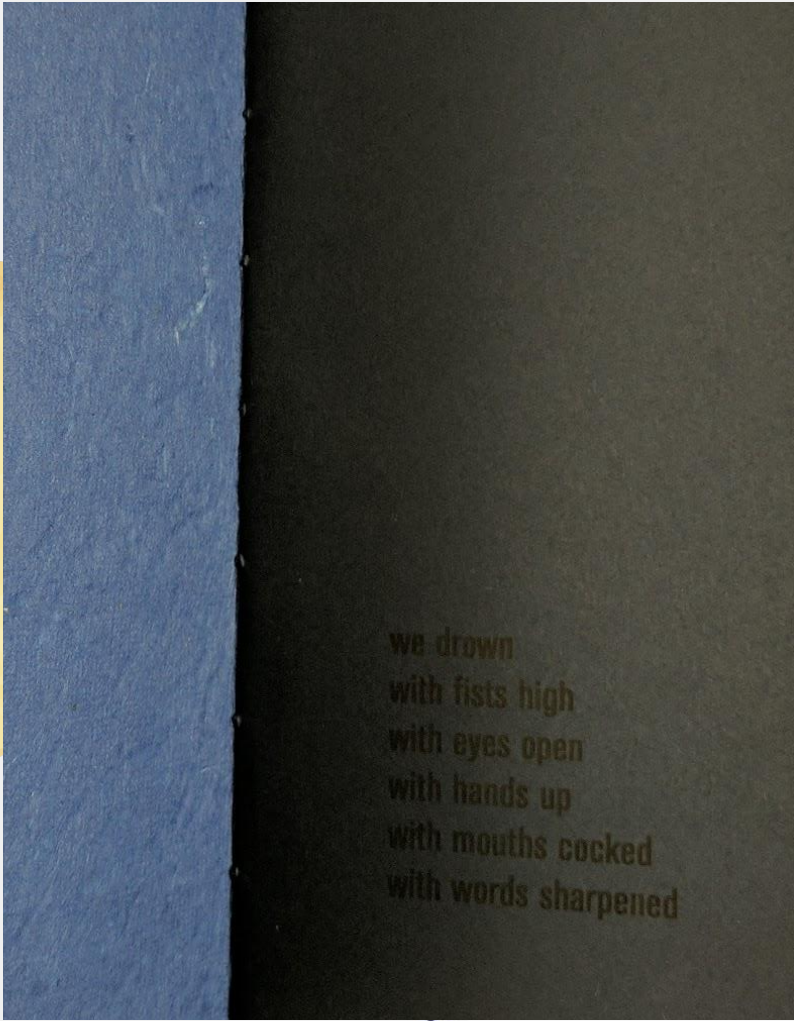




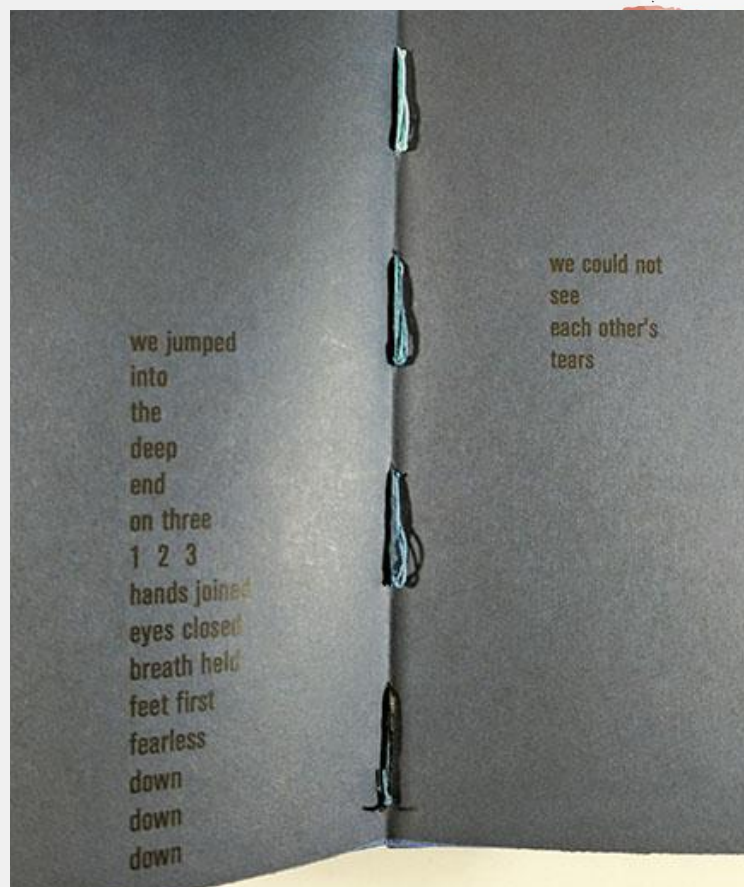


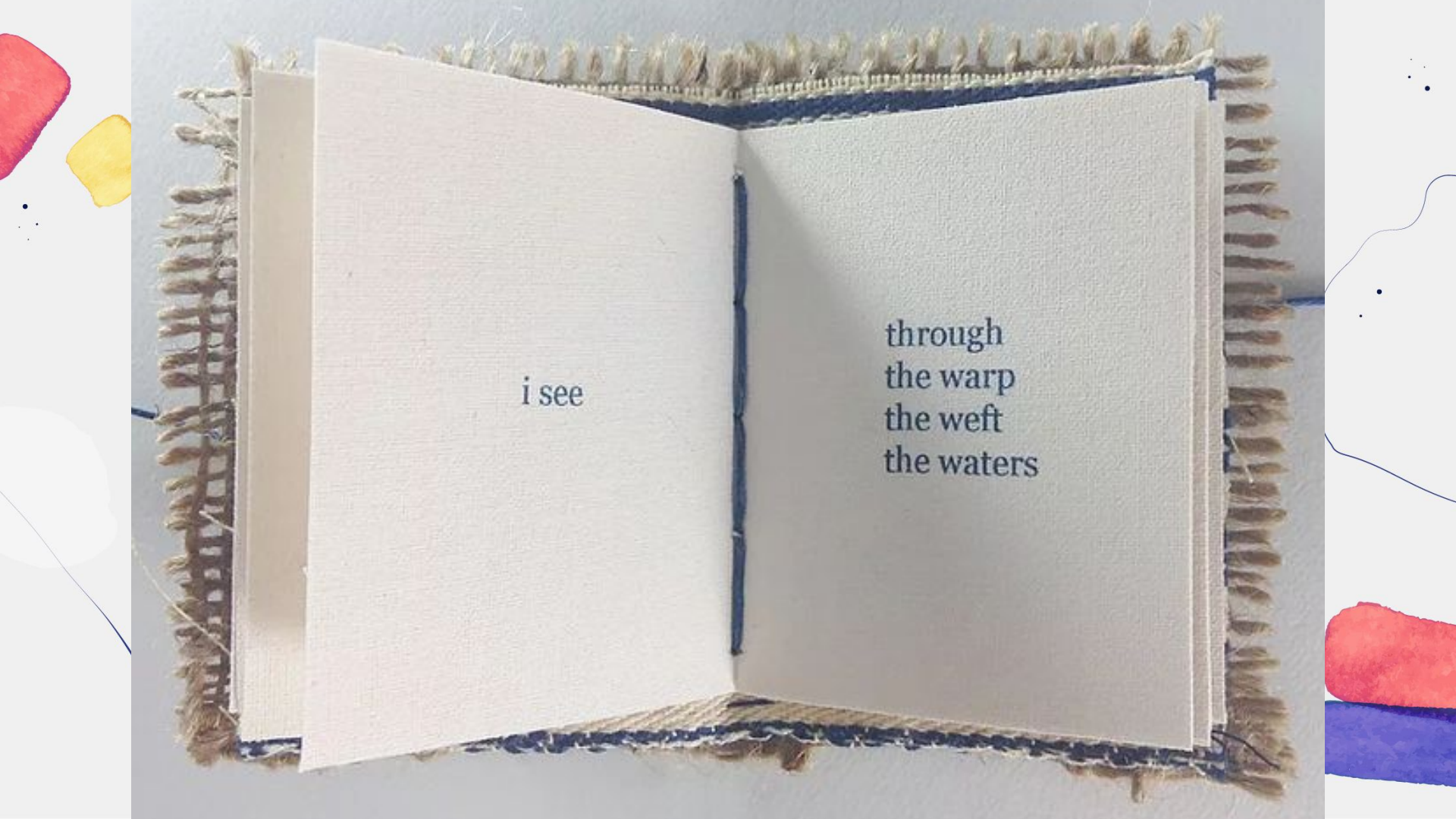


beneath
a sea of bullets
a sea of bodies
a sea of blame
a sea of blue



we drown
with fists high
with eyes open
with hands up
with mouths cocked
with words sharpened





i see

through
the warp
the weft
the waters

each moment
a seed
a strand
a stitch




woven


forward











ON BLACKNESS:

YOU HAVE THE RIGHT

TO REMAIN

you have the right to
dive into hearts, minds,
become tranquil waves

breathe

let us see your eyes
glisten as you speak as you
claim space. eclipse fear



Our American Quilt

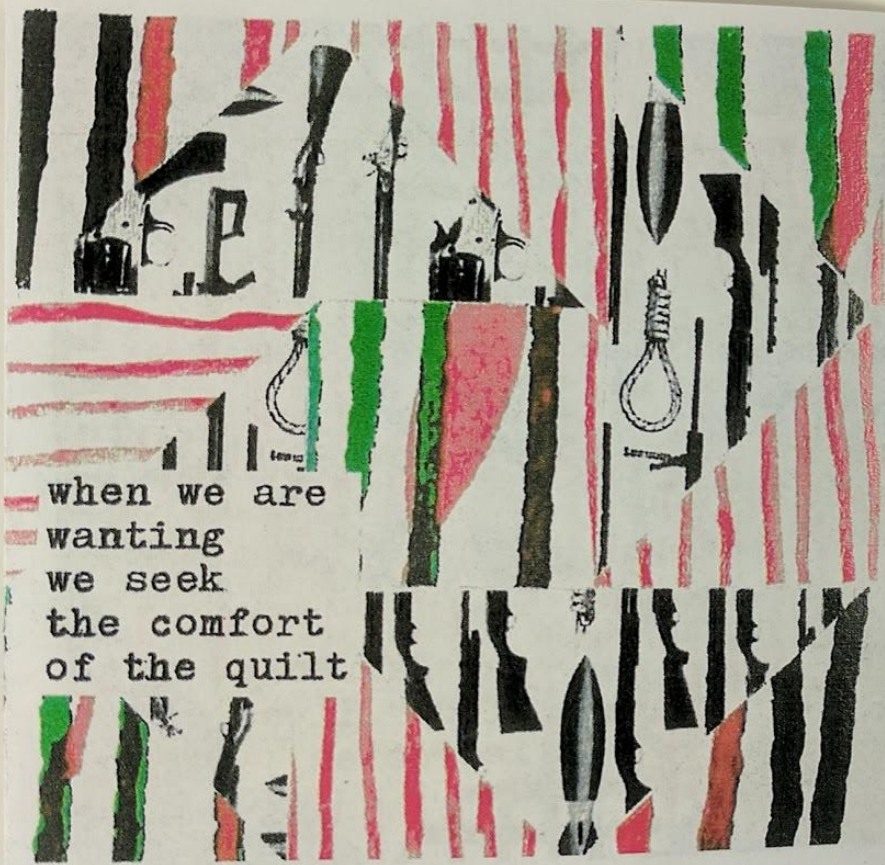


the warp
the weft
the blood


genocide
woven in
since when
we began



we each have
a needle
we each have
some thread
we seek power
bury the dead



when we are
wanting
we seek
the comfort
of the quilt



did you work
on your panel
today?
did I?





Thank You!

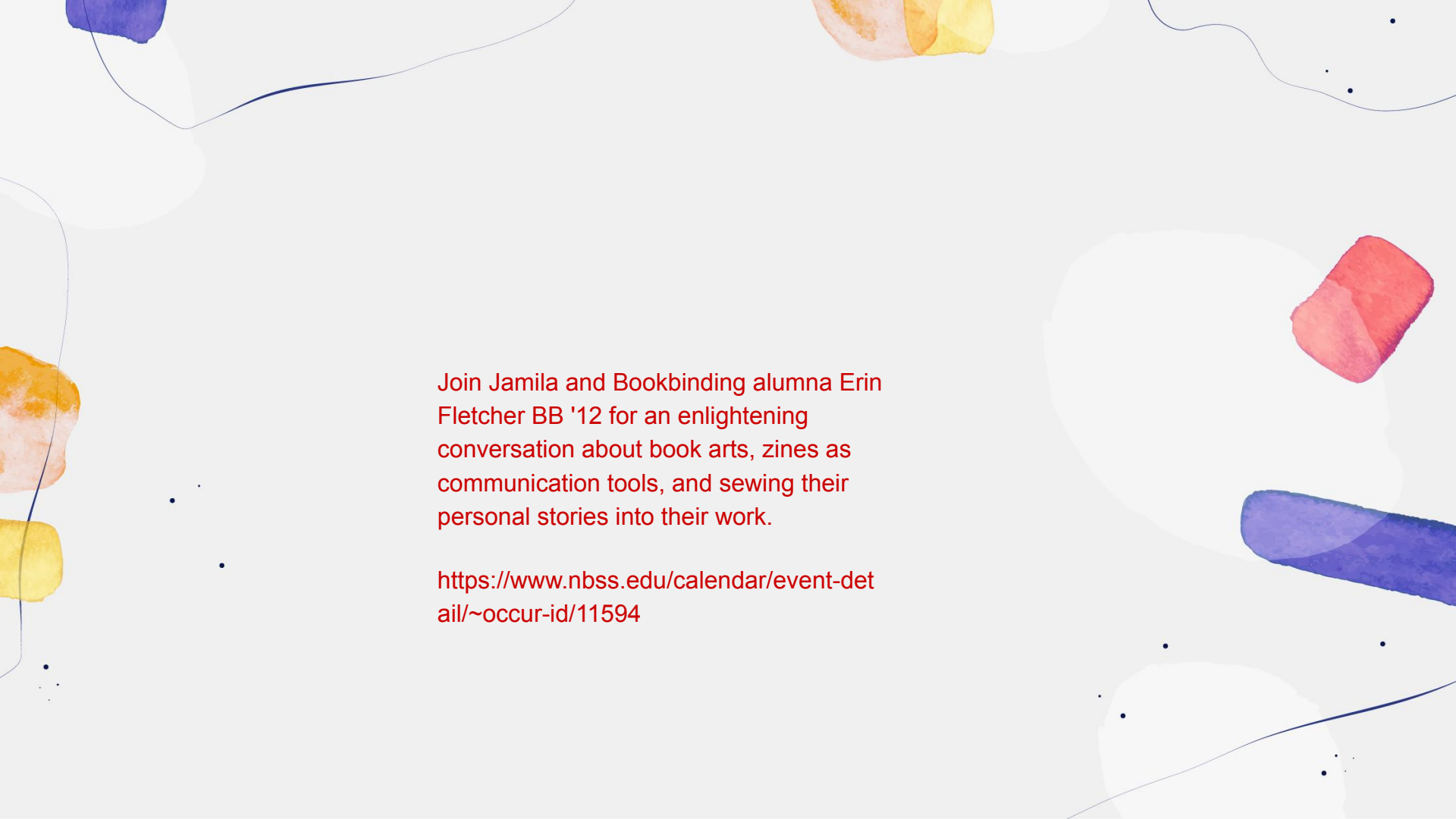
info@thebeatofblossoms.com

thebeatofblossoms.com



@beatofblossoms

CREDITS: This presentation template was created by **Slidesgo**, including icon by **Flaticon**, and infographics & images from **Freepik**



Join Jamila and Bookbinding alumna Erin Fletcher BB '12 for an enlightening conversation about book arts, zines as communication tools, and sewing their personal stories into their work.

<https://www.nbss.edu/calendar/event-detail/~occur-id/11594>



Alternative Resources

The background is a light gray surface decorated with abstract watercolor elements. There are several irregular, hand-painted shapes in various colors: a dark purple shape at the top left, a yellow diamond shape below it, a purple shape in the middle left, a red shape on the far left, a large yellow and orange shape in the center, a large orange and yellow shape on the right, a small yellow diamond on the right, and a red shape at the bottom right. Thin, dark blue lines are scattered across the page, some forming loops and others as straight segments. Small black dots are also visible, adding to the abstract composition.

Fonts & colors used

This presentation has been made using the following fonts:

Marck Script

(<https://fonts.google.com/specimen/Marck+Script>)

Pontano Sans

(<https://fonts.google.com/specimen/Pontano+Sans>)

#e06666

#f6b26b

#674ea7

#ffd966

#f0f0f0